



INSTALLATION INSTRUCTIONS

Part Number: 66-5080F

Dual Quad Arrow Assembly

INSTALLATION

- 1) The K&N Dual Quad air filter assembly features a unique seal between the filter element and the top and bottom plates. Care must be taken to ensure the plates are fully seated in the filter element before installing the bolts. See Fig. 1
- 2) The assembly is held together with three countersunk bolts which are installed through the bottom plate. See Fig. 2.
NOTE: DO NOT use the bolts to pull the assembly together.
- 3) Install the two O-rings into the spacer ring. The O-rings require a slight pressure to fully seat them in the groove. See Fig. 3
- 4) Mount spacer onto carburetor. See Fig. 4
- 5) Install assembled air filter unit onto spacer and tighten bolt into carburetor. See Fig. 5

THESE INSTRUCTIONS MUST BE FOLLOWED EVERY TIME THE FILTER IS SERVICED, OTHERWISE THE FILTER MAY NOT SEAL, AND DAMAGE TO THE ENGINE COULD RESULT.




Fig. 1




Fig. 2



Fig. 3




Fig. 4




Fig. 5